

## **Zip Code Specific Commercial Real Estate Metrics**

This report is provided by James Hawkins of Keyes Commercial in Miami, with charts and data courtesy of Costar. For more detailed information or for insight on any metric, contact James Hawkins directly:

James Hawkins  
Keyes Commercial  
p: 786-581-7990  
e: [james@hawkinscre.com](mailto:james@hawkinscre.com)

### **More Information:**

<https://www.hawkinscre.com>

<https://www.hawkinscre.com/listings>

<https://www.hawkinscre.com/offmarket>

<https://www.hawkinscre.com/about>

## Miami Zip Code 33146 Commercial Property Metrics

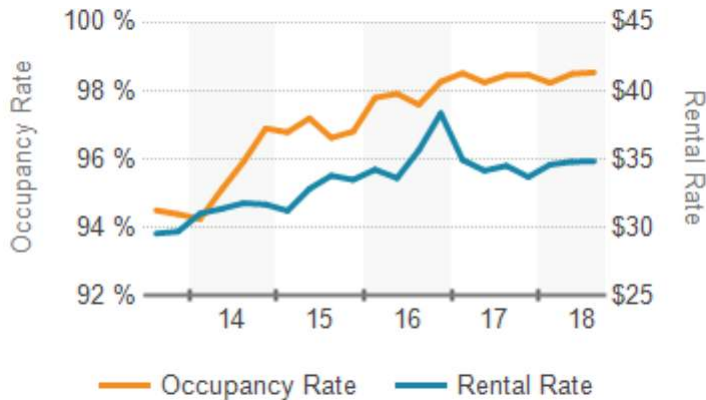
Availability	Survey	5-Year Avg
Rent Per SF	\$34.83	\$32.54
Vacancy Rate	1.5%	2.7%
Vacant SF	74,444	157,997
Availability Rate	1.9%	3.3%
Available SF	95,117	196,495
Sublet SF	699	13,151
Months on Market	5.5	10.4

Inventory	Survey	5-Year Avg
Existing Buildings	251	251
Existing SF	8,146,108	7,598,623
12 Mo. Const. Starts	210,996	245,909
Under Construction	1,016,114	478,797
12 Mo. Deliveries	190,031	208,599

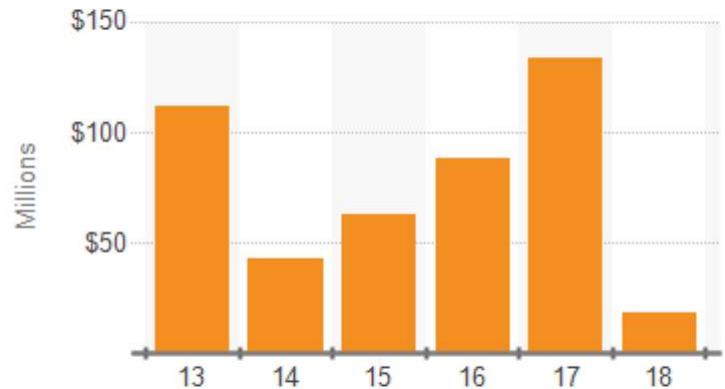
Demand	Survey	5-Year Avg
12 Mo. Absorption SF	14,873	70,699
12 Mo. Leasing SF	102,006	150,693

Sales	Past Year	5-Year Avg
Sale Price Per SF	\$313	\$367
Asking Price Per SF	\$1,296	\$496
Sales Volume (Mil.)	\$18	\$82
Cap Rate	6.0%	5.5%

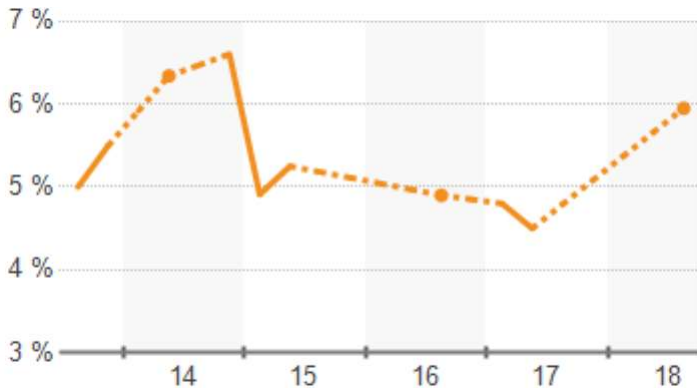
### Occupancy & Rental Rates



### Sales Volume



### Cap Rate



## Report Criteria

### location

Zip Code **33146, Miami, FL**